





UWA 98-74
POPA: BV-1
GP. 85





UWA 98-74
POPA: BV-1
GP. 84





UWA 98-74
POPA: BV-1
SP. 87




UWA 98-74
POPA: BV-1
SP. 86



UWA 98-74
Rep A: BV-1
9P. 89




UWA 98-74
Rep A: BV-1
9P. 88





UWA 98-74
RepA: BV-1
SP. 76





UWA 98-74
RepA: BV-1
SP. 75




NOT
TISSUE
35-1
35+



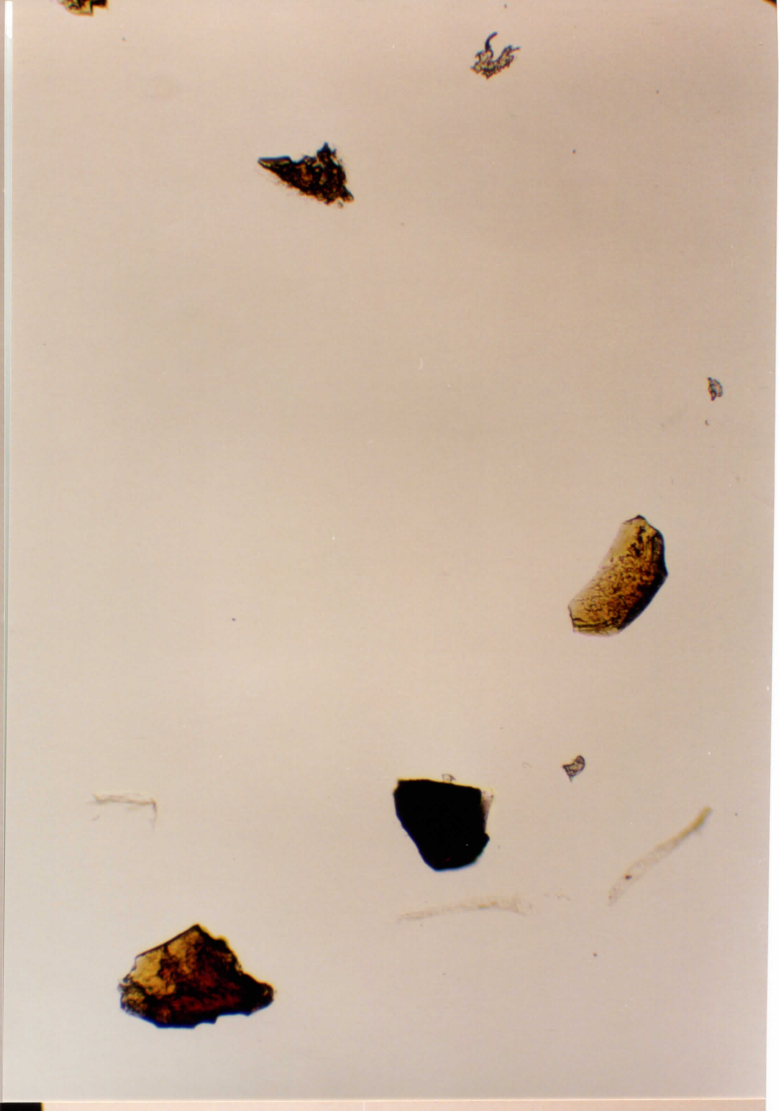
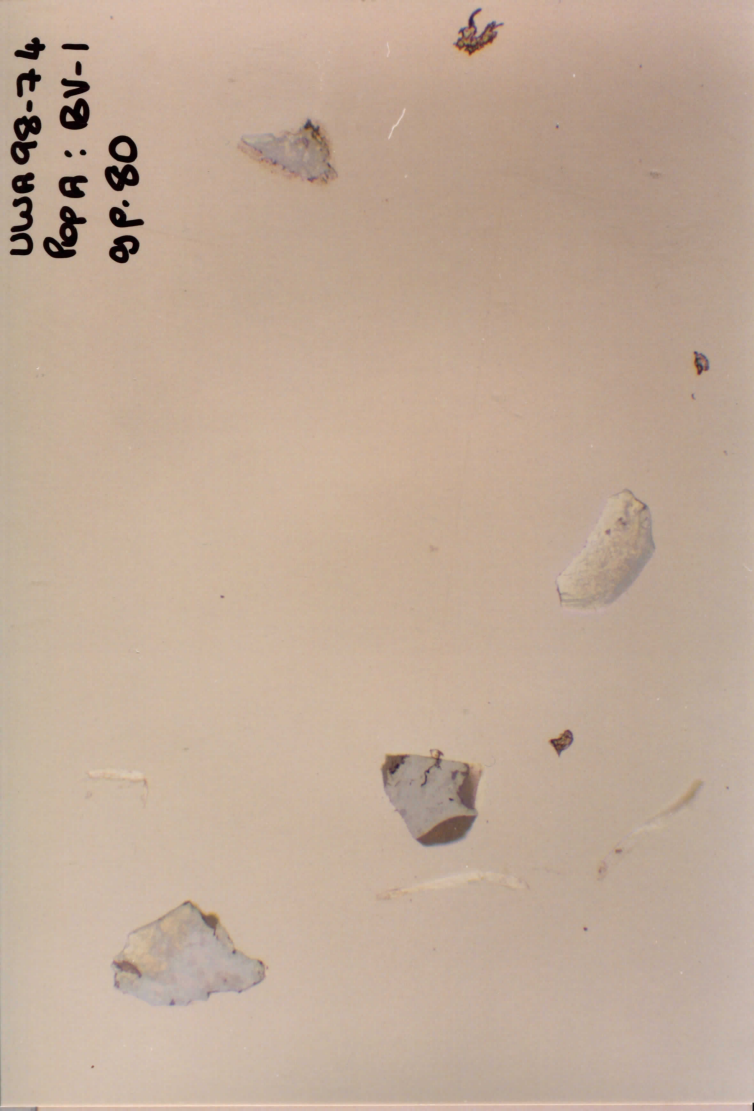
UWA 98-74
PopA: 6V-1
9P. 78



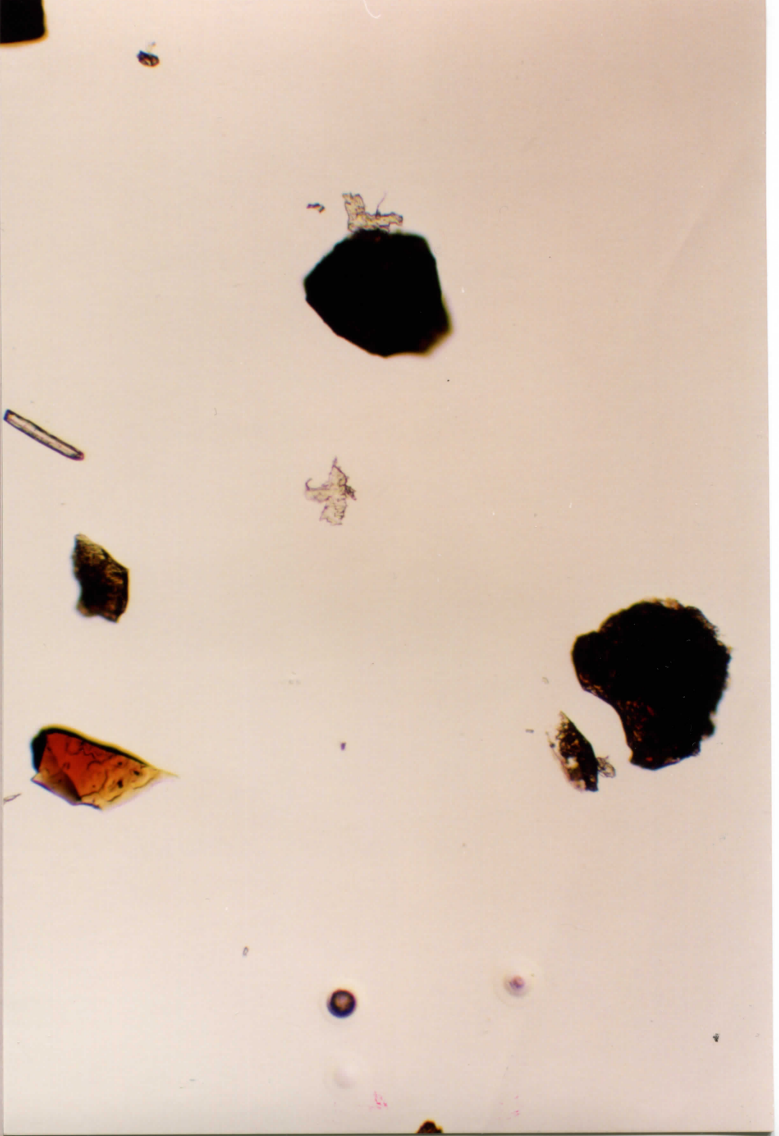

UWA 98-74
PopA: 6V-1
9P. 77




UWA 98-74
Rep A: BV-1
9P.80





UWA 98-74
Rep A: BV-1
9P.79



UWA 98-74
POPA: BV-1
SP. 82



UWA 98-74
POPA: BV-1
SP. 81



SP-2 BV-1

UWA98-74
R6PA: 6V-1
9P. 83

