

A Polarization MDCSK Modulation Without PDL Over Multipath Rayleigh Fading Channels

Meiyuan Miao, Lin Wang ¹, Senior Member, IEEE,
Yue Rong ², Senior Member, IEEE, and Weikai Xu ¹, Member, IEEE

Abstract—Traditional polarization modulations suffer from polarization dependent loss (PDL) which affects the the bit error rate (BER) performance. To solve this problem, a polarization M -ary differential chaos shift keying (P-MDCSK) modulation is proposed rather than the conventional MDCSK in this paper. In the proposed scheme, the reference signals are transmitted with polarization states first, and then the information bearing signals are modulated by selecting both phase and polarization states. The union bound of BER expression of the proposed scheme is derived and verified by simulations over both additive white Gaussian noise (AWGN) and multipath Rayleigh fading channels. Results show that the BER performance of the proposed scheme is better than that of other corresponding traditional schemes with a low computational complexity.

Index Terms—Polarization modulation, M -ary differential chaos shift keying modulation(MDCSK), bit error rate (BER).

I. INTRODUCTION

Chaotic communications have attracted much attention in the spread spectrum communication community due to the low cross correlation values, excellent auto-correlation and wideband spectrum of the chaotic signals. A non-coherent modulation called differential chaos shift keying (DCSK) is proposed to avoid chaotic sequence recovery [1]. DCSK also owns advantage against severe multipath fading as spreading spectrum systems [2]. Furthermore, frequency-modulated DCSK (FM-DCSK) is proposed with a constant power in one signal period [3]. However, DCSK suffers from some drawbacks such as high energy consumption and low spectral efficiency. To improve DCSK spectral efficiency with a single carrier, quadrature chaos shift keying (QCSK) is proposed in [4]. An M -ary DCSK generalized from QCSK with M -ary phase-shift-keying (MPSK) constellation is proposed in [5]. Furthermore, a square constellation based M -ary DCSK is proposed in [6]. In [5] multiresolution M -ary differential chaos shift keying (MR-MDCSK) using non-uniform plane phase constellation is a promising technique that can satisfy the different BER requirements within one symbol.

Polarization modulations suffer from polarization dependent loss (PDL) which is caused by frequency selective fading channels [7]. Although some works [8] have been done to solve this problem to some extent, they increase the system hardware/software complexity. As a good candidate for low-cost spread-spectrum communications, DCSK has a good performance over frequency selective fading channels without channel estimation [9], and MDCSK inherits this characteristic.

Manuscript received November 4, 2020; revised February 21, 2020 and April 5, 2020; accepted April 7, 2020. Date of publication April 15, 2020; date of current version June 18, 2020. This work was supported by the National Natural Science Foundation of China under Grants 61671395 and 61871337. The review of this article was coordinated by Prof. Y. T. Su. (Corresponding authors: Lin Wang.)

Meiyuan Miao, Lin Wang, and Weikai Xu are with the Department of Communication Engineering, Xiamen University, Xiamen 361005, China (e-mail: meiyuanmiao@foxmail.com; wanglin@xmu.edu.cn; xweikai@xmu.edu.cn).

Yue Rong is with the School of Electrical Engineering Computing and Mathematical Sciences (EECMS), Curtin University, Perth 6102, Australia (e-mail: Y.Rong@curtin.edu.au).

Digital Object Identifier 10.1109/TVT.2020.2987524

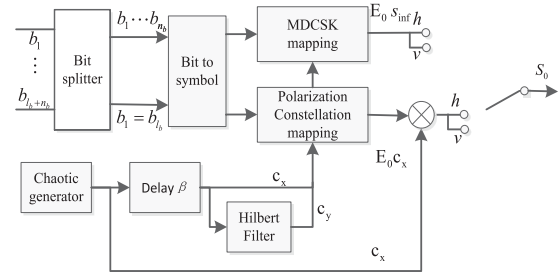


Fig. 1. Transmitter of P-MDCSK.

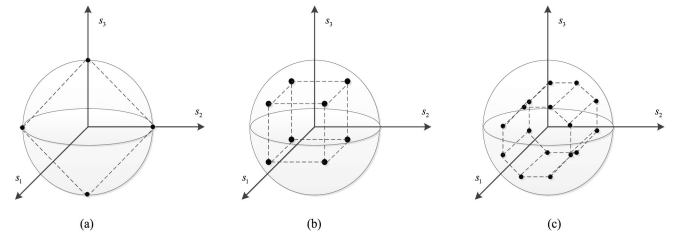


Fig. 2. The M -ary polarization constellation (a) $M = 4$, (b) $M = 8$, (c) $M = 16$.

Inspired by this, we propose a polarization MDCSK as a simple and low-cost scheme.

In the proposed scheme, the constellation mapping is implemented by polarization states and constellation phases. The polarized reference chaotic signals are transmitted first, then the information bearing chaotic signals are modulated by selecting both phase and polarization state. Furthermore, the theoretical bounds of BER performance of the proposed system are analyzed over both additive white Gaussian noise (AWGN) and multipath Rayleigh fading channels. The results reveal that the polarization M -ary differential chaos shift keying (P-MDCSK) system outperforms the other corresponding systems.

The remainder of this paper is organized as follows. Section II presents the model of a polarization MDCSK system, and explains the relevant parameters. The energy efficiency and the union bounds of BER expressions of the proposed system are derived in Section III. Simulation results are presented and discussed in Section IV. Section V concludes the paper.

II. SYSTEM MODEL

A P-MDCSK constellation is characterized by the horizontal polarized state, vertical polarized state and phase. The block diagram of the transmitter of a P-MDCSK system is shown in Fig. 1, where c_x is the copy of reference chaos signal, and the quadrature signal c_y is the Hilbert transform of c_x . The information bit sequence consists of polarization component and phase component. We are able to convey $m_c = l_b + n_b$ bits in total by packing l_b bits on the sphere surface and n_b bits on the MDCSK phase. Thus, $L_b = 2^{l_b}$ symbols are located on the sphere and $N_b = 2^{n_b}$ symbols are with the MDCSK constellation which are shown on Fig. 2 for $M = 4, 8, 16$ -ary P-MDCSK, where $M = 2^{m_c}$.

At the transmitter, linear polarization is selected to transmit the signal. The polarization states are represented in the form of Jones

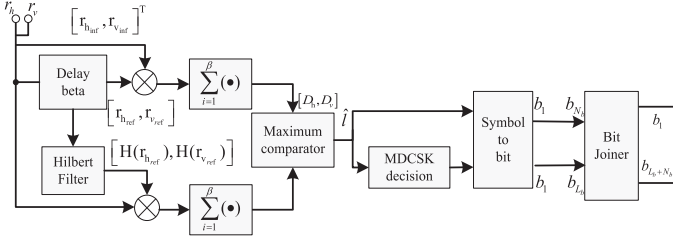


Fig. 3. Receiver of P-MDCSK.

vector based on Stokes parameters [10]

$$\mathbf{E}_0 = \begin{bmatrix} E_h \\ E_v \end{bmatrix} = \begin{bmatrix} \cos \varphi \cdot e^{j\epsilon_h} \\ \sin \varphi \cdot e^{j\epsilon_v} \end{bmatrix}, \quad (1)$$

where φ denotes the polarized angle, ϵ_h and ϵ_v are the phase of the signal transmitted with horizontal and vertical polarized state, respectively. Linear polarization is used in the paper, i.e., $\vartheta = \epsilon_h - \epsilon_v = 0$ and $\varphi = 0, \pi/2$ [11], thus $|E_h|^2 + |E_v|^2 = 1$. Assuming that $L_b = 2$ symbols are located on the sphere and N_b symbols are with the MDCSK constellation, the information-bearing transmitted signal as a function of Stokes parameters is described as

$$\mathbf{S}_0 = \mathbf{E}_0 \mathbf{s}_x = \begin{bmatrix} E_h \\ E_v \end{bmatrix} \mathbf{s}_x = \begin{bmatrix} \cos \varphi \cdot e^{j\epsilon_h} \\ \sin \varphi \cdot e^{j\epsilon_v} \end{bmatrix} \mathbf{s}_x, \quad (2)$$

where \mathbf{s}_x is the symbol with MDCSK constellation modulated in phase, which can be expressed as

$$\mathbf{s}_x = [\mathbf{s}_{\text{ref}}, \mathbf{s}_{\text{inf}}] = \begin{bmatrix} \underbrace{\mathbf{c}_x}_{\text{reference}} , \underbrace{\cos \theta \mathbf{c}_x + \sin \theta \mathbf{c}_y}_{\text{information-bearing}} \end{bmatrix}, \quad (3)$$

where $\mathbf{c}_x = [c_{x,1}, c_{x,2}, \dots, c_{x,i}, \dots, c_{x,\beta}]$ is β -length chaotic signal, \mathbf{c}_y is the Hilbert transform of \mathbf{c}_x , and θ is the phase of MDCSK modulation. It is worth mentioning that the \mathbf{s}_x component does not affect the computation of Stokes parameters, as it is independent of the polarization modulation.

Assuming the modulated symbols are transmitted over multipath Rayleigh fading channel, thus the received signal is written as

$$\begin{aligned} \mathbf{r}_h &= E_h \mathbf{s}_x \otimes \mathbf{h}_{h,h} + E_v \mathbf{s}_x \otimes \mathbf{h}_{h,v} + \mathbf{n}_h, \\ \mathbf{r}_v &= E_v \mathbf{s}_x \otimes \mathbf{h}_{v,v} + E_h \mathbf{s}_x \otimes \mathbf{h}_{v,h} + \mathbf{n}_v, \end{aligned} \quad (4)$$

where \mathbf{r}_h and \mathbf{r}_v are the received signals in the horizontal and vertical polarized states, respectively, $\mathbf{r}_h = [\mathbf{r}_{h,\text{ref}}, \mathbf{r}_{h,\text{inf}}]$, $\mathbf{r}_v = [\mathbf{r}_{v,\text{ref}}, \mathbf{r}_{v,\text{inf}}]$, \mathbf{n}_h and \mathbf{n}_v are the additive white Gaussian noise with zero mean and variance $N_0/2$, \otimes denotes the convolution operator.

Here $\mathbf{h}_{h,v}$ and $\mathbf{h}_{v,h}$ are the complex gain between input h/v -polarized component and the output v/h -polarized component. In order to minimize the complexity of the system model without loss of accuracy, we assume $\mathbf{h}_{h,v} = \mathbf{h}_{v,h} = 0$ [11]. We also assume that $\mathbf{h}_{h,h}$ and $\mathbf{h}_{v,v}$ have the same parameters as $\mathbf{h}_{h,h} = \mathbf{h}_{v,v} = \sum_{l=1}^L \alpha_l \delta(t - \tau_l)$, with L paths, are modeled by zero-mean complex-valued Gaussian processes, and the envelope of α_l , i.e., $|\alpha_l|$, which is a Rayleigh distributed random variable. the τ_l is the path delay of the l th path. Note that (4) becomes an AWGN channel if $L = 1$, $\alpha_l = 1$. It is noteworthy that an advantage of using MDCSK is that it does not affect the Stokes parameter. It can be seen from Fig. 3 that, the receiver decouples the signal into two parts: MDCSK and polarization states. Each part

is decoded by an independent receiver. For the polarization states, considering the character of differential modulation and polarization modulation, the maximum energy comparator is expressed as below, where the l th polarization state on sphere is estimated by

$$\hat{l} = \arg \max_{l \in (h,v)} (|D_h|, |D_v|), \quad (5)$$

where $|\cdot|$ denotes the absolute value, D_h and D_v can be expressed as

$$\begin{aligned} D_h &= \mathbf{r}_{h,\text{ref}} \mathbf{r}_{h,\text{inf}}^T + j \cdot \text{H}(\mathbf{r}_{h,\text{ref}}) \mathbf{r}_{h,\text{inf}}^T, \\ D_v &= \mathbf{r}_{v,\text{ref}} \mathbf{r}_{v,\text{inf}}^T + j \cdot \text{H}(\mathbf{r}_{v,\text{ref}}) \mathbf{r}_{v,\text{inf}}^T, \end{aligned} \quad (6)$$

where $\text{H}(\cdot)$ is the Hilbert transform. After \hat{l} is determined, for the MDCSK part, the decision variables z_a and z_b are obtained as

$$\begin{aligned} z_a &= \mathbf{r}_{i,\text{ref}} \mathbf{r}_{i,\text{inf}}^T, \\ z_b &= \text{H}(\mathbf{r}_{i,\text{ref}}) \mathbf{r}_{i,\text{inf}}^T, \end{aligned} \quad (7)$$

where \hat{l} is determined from h and v , $\mathbf{r}_{i,\text{ref}}$ is either $\mathbf{r}_{h,\text{ref}}$ or $\mathbf{r}_{v,\text{ref}}$, and $\mathbf{r}_{i,\text{inf}}$ is either $\mathbf{r}_{h,\text{inf}}$ or $\mathbf{r}_{v,\text{inf}}$, depending on $\mathbf{r}_{i,\text{ref}}$. Then, the phase of MDCSK is decided by z_a and z_b . The corresponding phase $\text{arccot}(z_a/z_b)$ and the decision boundaries are used for recovering the corresponding phase parts of information bits [5]. It is important to remark that the MDCSK estimation depends on the estimation of \hat{l} .

III. PERFORMANCE ANALYSIS OF P-MDCSK

In this section, union bounds of expressions of P-MDCSK system are derived over both AWGN and multipath fading channels. We assume that the fading is slow fading with constant coefficients, and the largest multipath delay is much shorter than a symbol period so that the inter symbol interference is negligible [5].

A. Decision of MDCSK

We convey $l_b + n_b$ bits in total, n_b bits are mapped to constellation in phase which can be expressed as

$$\begin{aligned} z_a &= \Re \left[\sum_{i=1}^{\beta} \left(\sum_{l=1}^L \alpha_l E_l c_{x,i-\tau_l} + n_{i,i} \right)^* \right. \\ &\quad \left. \times \left(\sum_{l=1}^L \alpha_l E_l (\cos \theta c_{x,i-\tau_l} + \sin \theta c_{y,i-\tau_l}) + n_{i,i+\beta} \right) \right], \end{aligned} \quad (8)$$

$$\begin{aligned} z_b &= \Re \left[\sum_{i=1}^{\beta} \left(\sum_{l=1}^L \alpha_l E_l c_{y,i-\tau_l} + \widetilde{n}_{i,i} \right)^* \right. \\ &\quad \left. \times \left(\sum_{l=1}^L \alpha_l E_l (\cos \theta c_{x,i-\tau_l} + \sin \theta c_{y,i-\tau_l}) + n_{i,i+\beta} \right) \right], \end{aligned} \quad (9)$$

where $E_l = \cos 0 = \sin \pi/2 = 1$ is the estimated polarization state selected from E_h and E_v as linear polarization. The \Re is the real part, the $(\cdot)^*$ denotes the conjugate operator. $n_{i,i}$, $n_{i,i+\beta}$ and $\widetilde{n}_{i,i}$ are independent complex Gaussian noises with zero mean and $N_0/2$ power spectral density corresponding to estimated polarization state, here $n_{i,i}$ is caused by reference signal, $\widetilde{n}_{i,i}$ is caused by Hilbert transform of $n_{i,i}$. For large spreading factor, the following approximated expression is used as [5]

$$\sum_{i=1}^{\beta} c_{y,i-\tau_p} c_{y,i-\tau_q} \approx 0 (p \neq q). \quad (10)$$

From (8) and (9), the means and the variances of z_a and z_b are approximated as following

$$E[z_a] = \cos \theta \sum_{i=1}^{\beta} \sum_{l=1}^L |\alpha_l|^2 E_l^2 c_{x,i}^2 = \sum_{l=1}^L |\alpha_l|^2 \cos \theta E_c, \quad (11)$$

$$E[z_b] = \sin \theta \sum_{i=1}^{\beta} \sum_{l=1}^L |\alpha_l|^2 E_l^2 c_{x,i}^2 = \sum_{l=1}^L |\alpha_l|^2 \sin \theta E_c, \quad (12)$$

$$\delta^2 = \delta^2[z_a] = \delta^2[z_b] = \sum_{l=1}^L |\alpha_l|^2 E_c N_0 + \frac{N_0^2 \beta}{4}, \quad (13)$$

where $E_c = E_l^2 (\sin^2 \theta \sum_{i=1}^{\beta} c_{x,i}^2 + \cos^2 \theta \sum_{i=1}^{\beta} c_{y,i}^2) = \sum_{i=1}^{\beta} c_{x,i}^2 = \sum_{i=1}^{\beta} c_{y,i}^2 = \frac{E_k}{2}$, and $E_k = 2E_l^2 \sum_{i=1}^{\beta} c_{x,i}^2 = 2(|E_h|^2 + |E_v|^2)$ $\sum_{i=1}^{\beta} c_{x,i}^2$ is the total energy of one symbol. We can see that z_a and z_b are two independent normal random variables with two different means.

B. System BER Analysis

The instantaneous symbol error rate (SER) is described in [8]. Gray mapping is used because it produces the best BER performance, which maximizes the Hamming distance. Thus, the BER and the union bound can be described as following which is based on [10]

$$P_{P-MDCSK} \leq P_{signal} + P_{polarization} + P_{joint}, \quad (14)$$

where

$$P_{signal} = \frac{n_b}{l_b + n_b} P_{MDCSK},$$

$$P_{polarization} = \frac{1}{L_b(l_b + n_b)} \sum_{l_s=1}^{L_b} \sum_{l_n=1}^{L_b} D(l_n \rightarrow l_s) Q \left(\sqrt{\frac{d_{l_n, l_s}^2}{2N_0}} \right),$$

$$P_{joint} = \frac{1}{L_b N_b (l_b + n_b)} \times \sum_{l_s=1}^{L_b} \sum_{n_s=1}^{N_b} \sum_{l_n=1}^{L_b} \sum_{n_n=1}^{N_b} (D(l_n \rightarrow l_s) + D(n_n \rightarrow n_s)) Q \times \left(\sqrt{\frac{d_{l_n, l_s, n_n, n_s}^2}{2N_0}} \right), \quad (15)$$

where $D(l_n \rightarrow l_s)$ is the Hamming distance, i.e., the number of different bits between symbols defined by l_n and l_s , the same with $D(n_n \rightarrow n_s)$. l_n and n_n denote the wrong symbols defined. The average BER of MDCSK can be calculated by union probability density function (PDF) with means and variance in (11), (12) and (13),

$$p(z_a, z_b) = \frac{1}{\sqrt{2\pi\delta^2}} \exp \left(-\frac{(z_a - E[z_a])^2 + (z_b - E[z_b])^2}{2\delta^2} \right). \quad (16)$$

Then it can be deduced detailed from [5] as

$$P_{MDCSK} = \frac{2}{n_b} \int_{\pi/N_b}^{\pi} \left(\frac{\exp(-\frac{\rho^2}{8})}{2\pi} + \exp \left(-\frac{\rho^2 \sin^2 \psi}{8} \right) \times \frac{\rho \cos \frac{\psi}{2}}{\sqrt{2\pi}} Q \left(-\frac{\rho \cos \psi}{2} \right) \right) d\psi, \quad (17)$$

where $\rho = \sum_{l=1}^L |\alpha_l|^2 2E_c / \delta = \sum_{l=1}^L |\alpha_l|^2 E_k / \delta = 2\gamma_s / \sqrt{2\gamma_s + \beta}$, ψ is the phase error between the transmitted and received signals,

$\gamma_s = \sum_{l=1}^L |\alpha_l|^2 E_k / N_0$ and $Q(x) = \frac{1}{\sqrt{2\pi}} \int_x^{\infty} e^{-\frac{t^2}{2}} dt$, for $x \geq 0$. The generic distance d_{l_n, l_s, n_n, n_s} in the Euclidean space is expressed with (2) as

$$d_{l_n, l_s, n_n, n_s}^2 = 2E_k \left(1 - \left(\cos \left(\Delta\varepsilon - \frac{\Delta\vartheta}{2} \right) \cos \frac{\varphi_{l_n}}{2} \cos \frac{\varphi_{l_s}}{2} + \cos \left(\Delta\varepsilon + \frac{\Delta\vartheta}{2} \right) \sin \frac{\varphi_{l_n}}{2} \sin \frac{\varphi_{l_s}}{2} \right) \right), \quad (18)$$

where $\Delta\varepsilon = \varepsilon_{n_n} - \varepsilon_{n_s}$, ε_{n_s} is the MDCSK component of symbol n , $\Delta\vartheta = \vartheta_{l_n} - \vartheta_{l_s}$, $(\vartheta_{l_s}, \varphi_{l_s})$ is the polarization of the l symbol. Note that if both symbols have the same MDCSK component, i.e., $\Delta\varepsilon = 0$, then, (18) is reduced to

$$d_{l_n, l_s}^2 = 2E_k \left(1 - \left(\cos \left(\frac{\Delta\vartheta}{2} \right) \cos \left(\frac{\Delta\varphi}{2} \right) \right) \right), \quad (19)$$

where $\Delta\varphi = \varphi_{l_n} - \varphi_{l_s}$. Finally, substituting (15)-(19) into (14), we can get the total system BER of P-MDCSK over AWGN channel at $L = 1$, $\alpha_l = 1$.

For Rayleigh multipath fading channel case, α_l and τ_l are the channel coefficients and the path delay of the l th path. α_l are assumed to be independent Rayleigh distributed random variables. The total system BER of the proposed scheme over Rayleigh fading channel is given by

$$P_{multi} \approx \int_0^{\infty} P_{P-MDCSK} f(\gamma_b) d\gamma_b. \quad (20)$$

where $f(\gamma_b)$ is the PDF of γ_b which can be found in [5].

C. Energy Efficiency (EE)

We assume that all systems use the same β -length chaotic signal with the same energy as a reference signal. In the proposed scheme, the total symbol energy without polarization E_s is expressed as [12]

$$E_s = E_{sdata} + E_{ref}, \quad (21)$$

where E_{ref} and E_{sdata} are the energies of the reference sequence and data sequence without polarization, respectively. They are equal to

$$E_{sdata} = \cos^2 \theta \sum_{i=1}^{\beta} c_{x,i}^2 + \sin^2 \theta \sum_{i=1}^{\beta} c_{y,i}^2 = E_{ref} = \sum_{i=1}^{\beta} c_{x,i}^2. \quad (22)$$

Then the P-MDCSK symbol energy is expressed as

$$E_k = (|E_h^2| + |E_v^2|) E_s = 2 \sum_{i=1}^{\beta} c_{x,i}^2. \quad (23)$$

It is obvious to see from (23) that E_k is used to transmit $\log_2 M = l_b + n_b$ bits. Thus the energy required for transmitting one bit is

$$E_b = \frac{E_k}{\log_2 M}, \quad (24)$$

Subsequently, the EE (Data-energy to Bit-energy [12]) can be written as

$$EE = \frac{E_k}{E_b} = \frac{\log_2 M E_k}{E_k} = \frac{\log_2 M}{2} = \frac{l_b + n_b}{2}. \quad (25)$$

Table I shows the EE of different chaotic modulations. The EE can be simply denoted as the ratio of the number of bits per symbol to

TABLE I
EE COMPARISON OF MODULATIONS

Modu	DCSK	MDCSK	MR-MDCSK	S-MDCSK	P-MDCSK
EE	1/2	$\frac{\log_2 M - 1}{2}$	$\frac{\log_2 M - 1}{2}$	$\frac{\log_2 M - 1}{2}$	$\frac{\log_2 M}{2}$

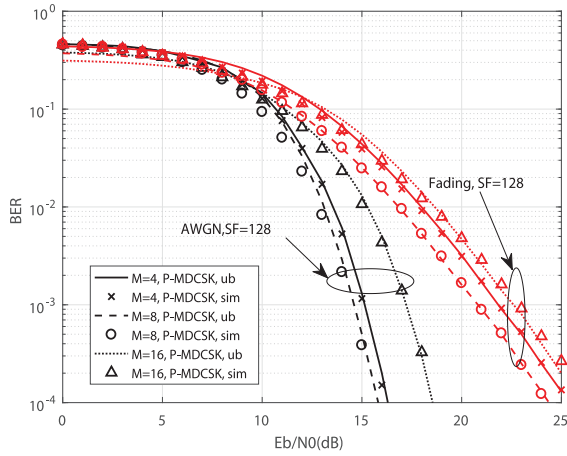


Fig. 4. Simulation (sim) and analytical upper bound (ub) performance comparisons of P-MDCSK over AWGN and multipath Rayleigh fading channels with $SF = 128$.

the number of chaotic sequences needed to transmit one symbol from (25). As shown in Table I DCSK only transmits one bit within two chaotic sequences, while the conventional MDCSK and MR-MDCSK transmit $\log_2 M - 1$ bits ($m_c = n_b = \log_2 M - 1$) because m_c bits are mapped in the phases. Thus, their EEs are higher than DCSK. It can be seen in Table I that the EE values of MDCSK, MR-MDCSK are identical and little lower than P-MDCSK, and their EE all increases with M . It means P-MDCSK has a higher data rate.

IV. SIMULATION RESULTS AND DISCUSSION

In this section, simulations are carried out to evaluate the performances of the P-MDCSK system over AWGN and multipath Rayleigh fading channels, and verify the theoretical analysis results over the two channels. In all figures, SF represents the spreading factor. Three paths $L = 3$, are considered with equal channel average power gain $E[|\alpha_1|^2] = E[|\alpha_2|^2] = E[|\alpha_3|^2] = 1/3$, and time delays $\tau_1 = 0, \tau_2 = 2T_c, \tau_3 = 5T_c$ (T_c is the sampling period of the chaotic signal \mathbf{c}_x) over multipath Rayleigh fading channel.

A. Verification of the Theoretical BER With Simulation Results

Fig 4 shows the comparisons between the analytical upper bound of BER with the simulated BER of P-MDCSK system over both AWGN and multipath fading channels with spreading factor $SF = 128$. The simulations are tightly matched with the BER results obtained by the analytical upper bound expression of (14) and (20) over both channels. The BER performance of the P-MDCSK is not always deteriorating with m_c increased, and the best BER performance is obtained at 8-P-MDCSK. The reason is that the decision is separated to two parts, where one part is for the plane constellation and the other part is for the polarization state. While the BER performance of QCSK is best with a large decision distance on the plane constellation, the decision of the polarization state has little effect on the change of M . This behavior is just the characteristic of the MDCSK, as the BER of QCSK is lower than that of DCSK at high spread factor. This has been analyzed in

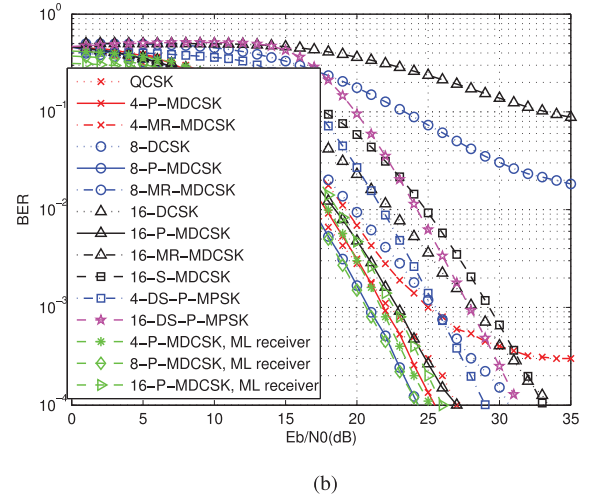
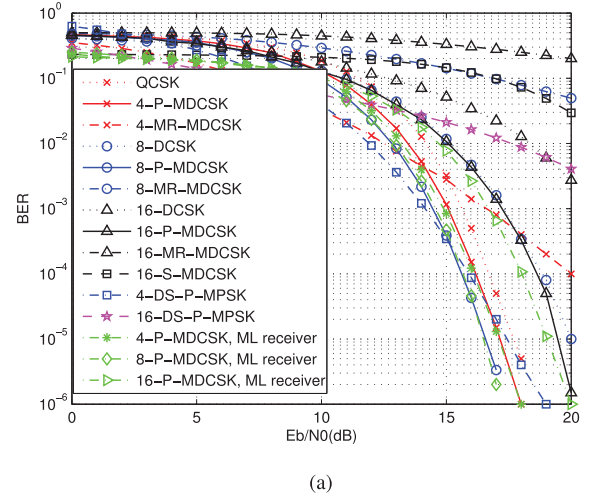


Fig. 5. BER performance comparisons among P-MDCSK, MDCSK, MR-MDCSK, S-MDCSK, DS-P-MPSK, and P-MDCSK over (a) AWGN and (b) Rayleigh multipath fading channels with $SF = 128, L = 3$.

detail in [4] and confirmed in [5]. The tendency behavior about M is the same with BER performance over AWGN channel, the loss between optimal BER ($M = 8$) and $M = 4$ is about 0.5 dB while the energy efficiency is increased predictably with increasing M .

B. Performance Comparisons

Fig. 5 shows the comparisons among P-MDCSK, MDCSK, S-MDCSK (square-constellation MDCSK in [6]), DS-P-MPSK (direct spread-polarization-MPSK), MR-MDCSK (multiresolution-MDCSK) and P-MDCSK with ML (maximum Likelihood) receiver. Fig. 5(a) shows the comparisons of these schemes over AWGN channel. It can be seen that the P-MDCSK achieves lower BER than other corresponding schemes (MR-MDCSK with priority vectors $\Theta = \pi/3 \pi/15 \pi/40$ in [5]). The parameters of S-MDCSK are $d = 1/\sqrt{2}$ for $M = 4$, and $d = 1/\sqrt{10}$ for $M = 16$, respectively). They have the best BER performance at $M = 8$ for P-MDCSK, P-MDCSK with the ML receiver, and at $M = 4$ for other corresponding schemes. The gains of P-MDCSK over MDCSK and MR-MDCSK are about 0.4 dB and 3.8 dB at $M = 4$ when BER is 10^{-4} . Comparing the BERs of the proposed scheme and P-MDCSK with the ML receiver, it can be seen that they all

have the best BER performance at $M = 8$, which depends on the character of MDCSK [5]. The BERs of P-MDCSK with the ML receiver are slightly lower than that with maximum energy comparator. However, the latter has a lower computational complexity compared with the former. For example, in traditional optimum ML receiver, the search space is $L_b \times N_b$ and, hence, its computational complexity is $O(L_b \times N_b)$, while the computational complexity of the maximum energy comparator receiver is $O(L_b) + O(N_b)$ [10].

As shown in Fig. 5(b), for multipath fading channel, the P-MDCSK schemes (with both two receivers) have better BER performances than that of other corresponding modulations at $SF = 128$. They all have the same decreasing tendency of BER. More specifically, the gain of the proposed scheme over other chaotic modulation or polarization modulation schemes is 2–8 dB at BER level 10^{-4} . In particular, the superiority of 8-P-MDCSK can be found in the high SNR region.

V. CONCLUSION

In this letter, a P-MDCSK modulation scheme without PDL effect is proposed to obtain an improved BER performance with a low computational complexity. The P-MDCSK can transmit information bits by selecting both phase and polarization states. The upper bounds of the BER expression of the proposed P-MDCSK are derived and verified by simulation over both AWGN and multipath Rayleigh fading channels. The BER simulation results show that the proposed scheme outperforms the other corresponding MDCSK and traditional polarization modulations over both AWGN and multipath Rayleigh fading channels. Furthermore, the proposed scheme can eliminate the PDL problems since it does not need channel estimation, and thus, performs well in fading channel. Therefore, the proposed P-MDCSK scheme has a simple, high data rate and excellent BER performance in the fading channel environment.

REFERENCES

- [1] G. Kolumban, B. Vizvari, W. Schwarz, and A. Abel, "Differential chaos shift keying: A robust coding for chaos communication," in *Proc. Nonlinear Dyn. Electron. Syst.*, Seville, Spain, Jun. 1996, pp. 87–92.
- [2] L. Ye, G. Chen, and L. Wang, "Essence and advantages of FM-DCSK technique versus conventional spreading spectrum communication method," *Circuits Syst. Signal Process.*, vol. 24, no. 5, pp. 657–673, Oct. 2005.
- [3] M. P. Kennedy, G. Kolumban, G. Kis, and Z. Jako, "Performance evaluation of FM-DCSK modulation in multipath environments," *IEEE Trans. Circuits Syst. I, Regular Papers*, vol. 47, no. 12, pp. 1702–1711, Dec. 2000.
- [4] Z. Galias and G. M. Maggio, "Quadrature chaos shift keying: Theory and performance analysis," *IEEE Trans. Circuits Syst. I*, vol. 48, no. 12, pp. 1510–1519, Dec. 2001.
- [5] L. Wang, G. Cai, and G. Chen, "Design and performance analysis of a new multiresolution M-ary differential chaos shift keying communication system," *IEEE Trans. Wireless Commun.*, vol. 14, no. 9, pp. 5197–5208, Sep. 2015.
- [6] G. Cai, Y. Fang, G. Han, F. C. M. Lau and L. Wang, "A square-constellation-based M-ary DCSK communication system," *IEEE Access*, vol. 9, pp. 6295–6303, Sep. 2016.
- [7] C. Guo, F. Liu, S. Chen, C. Feng, and Z. Zeng, "Advances on exploiting polarization in wireless communications: Channels, technologies, and applications," *IEEE Commun. Surv. Tut.*, vol. 19, no. 1, pp. 125–166, Jan.–Mar. 2017.
- [8] D. Wei, C. Feng, C. Guo, and L. Fang, "A power amplifier energy efficient polarization modulation scheme based on the optimal pre-compensation," *IEEE Commun. Lett.*, vol. 17, no. 3, pp. 513–516, Mar. 2013.
- [9] W. Xu, Y. Tan, F. C. M. Lau, and G. Kolumban, "Design and optimization of differential chaos shift keying scheme with code index modulation," *IEEE Trans. Commun.*, vol. 66, no. 5, pp. 1970–1980, Mar. 2018.
- [10] P. Henarejos and A. I. Perez-Neira, "3D polarized modulation: System analysis and performance," *IEEE Trans. Commun.*, vol. 66, no. 11, pp. 5305–5316, Nov. 2018.
- [11] J. Zhang, Y. Wang, J. Zhang, and L. Ding, "Polarization shift keying (PolarSK): System scheme and performance analysis," *IEEE Trans. Veh. Technol.*, vol. 66, no. 11, pp. 10139–10155, Nov. 2017.
- [12] M. Herceg, G. Kaddoum, D. Vranjes, and E. Soujeri, "Permutation index DCSK modulation technique for secure multiuser high-data-rate communication systems," *IEEE Trans. Veh. Technol.*, vol. 67, no. 4, pp. 2997–3011, Apr. 2018.